

# Preliminary 'Options' for Consolidating MPOs in CT

# Goals of Consolidation

*DOT perspective*

- More efficient & effective transportation programs
- Stronger, more robust MPOs
- Stronger partnerships between DOT & MPOs

# 'Enhancing' MPO roles & capabilities through consolidation

## 1. Access to greater levels of funding

- Planning purposes
- Project funding purposes

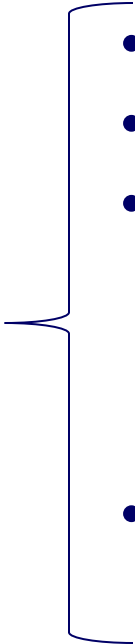
## 2. More authority delegated to enhanced MPOs

- Project design & delivery
  - *Shorter delivery times*
  - *Lower costs*
  - *More local control*

# MPO Staff Capabilities

- **Basic planning & support functions**
  - Transportation planning
  - Community outreach & involvement
  - GIS
  - Regional data center
  - Program administration & management
- **Transit planning**
- **Bike & pedestrian planning**
- **Traffic engineering**
- **Travel demand modeling**
- **Project design & delivery**
  - Transportation engineering & design
  - Project management
  - Cost estimating
  - Federal requirements and procedures
- **Transportation performance management**
  - Performance measures
  - Asset management

Typically not available at MPOs now



# What is the right number of MPOs?

4 options *(for discussion purposes only)*

Option A: **5** MPOs

Option B: **4** MPOs

Option C: **3** MPOs

Option D: **1** MPO



*Not addressed today: COG consolidation*

# Governance assumptions

An MPO can be a *separate entity* from COGs, but MPO should be governed by board of COG representatives (*local elected officials*).

Note: Federal regs require some representation from transit operators & DOT

- **Each MPO** is composed of 1 or more COGs
  - MPO boundaries should be coincident with COG boundaries
  - An MPO could be hosted by a member COG or a separate entity
- **Each COG** appoints representatives to MPO board
  - Smaller MPO – might be every municipality represented on board
  - Larger MPO – not every municipality represented

Need to ensure balance:

- Urban
- Suburban
- Small town/rural

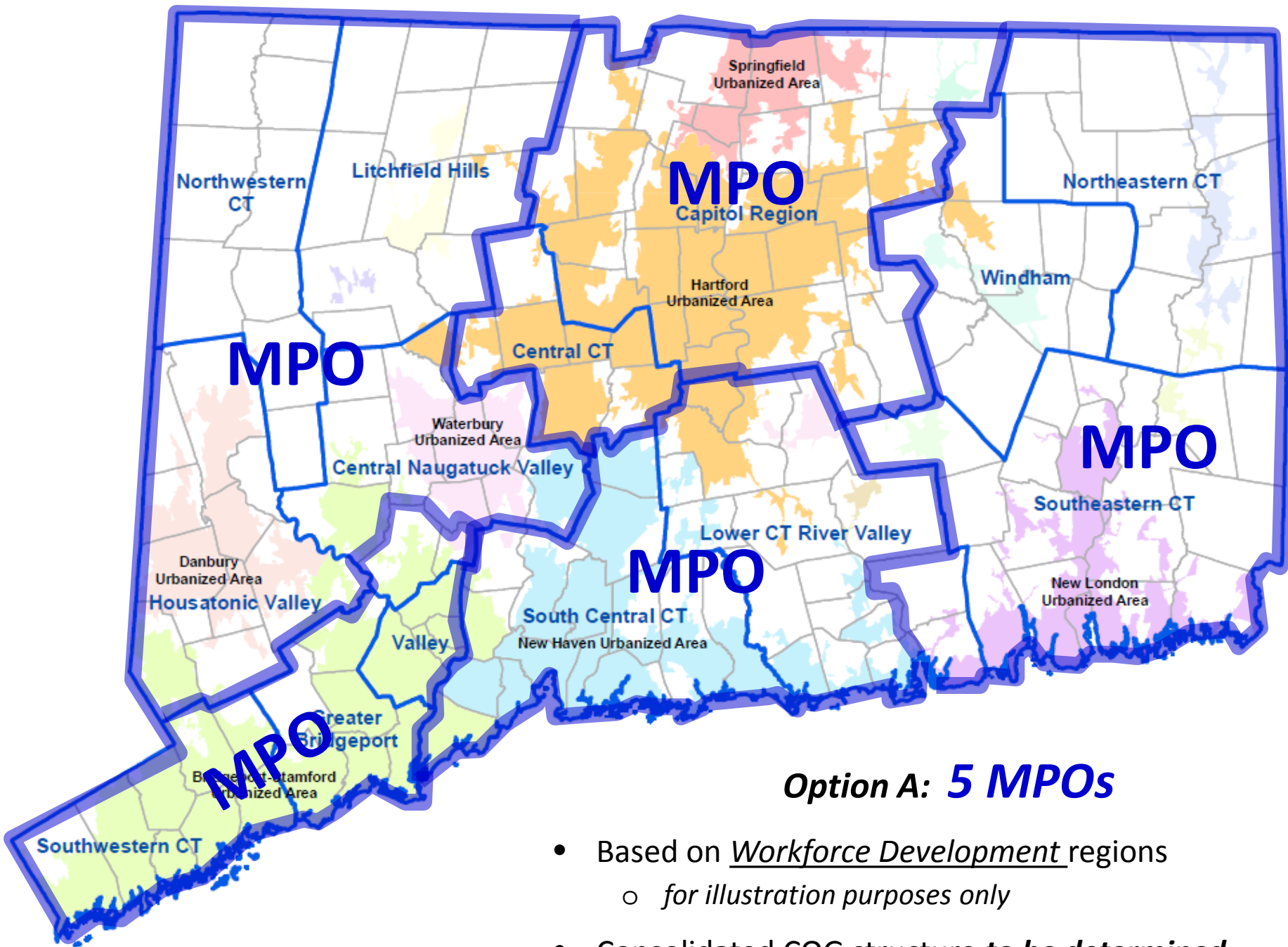
# Rural COGs

Assume each is a '*member of*' or '*served by*' an MPO

- MPO provides technical & administrative assistance for:
  - transportation program administration
  - project design
  - project delivery

Retain '*Rural Collector*' program

- funds continue to flow to 'rural' COGs
- funding allocation process being developed with rural regions



**Option A: 5 MPOs**

- Based on Workforce Development regions
  - for illustration purposes only
- Consolidated COG structure **to be determined**



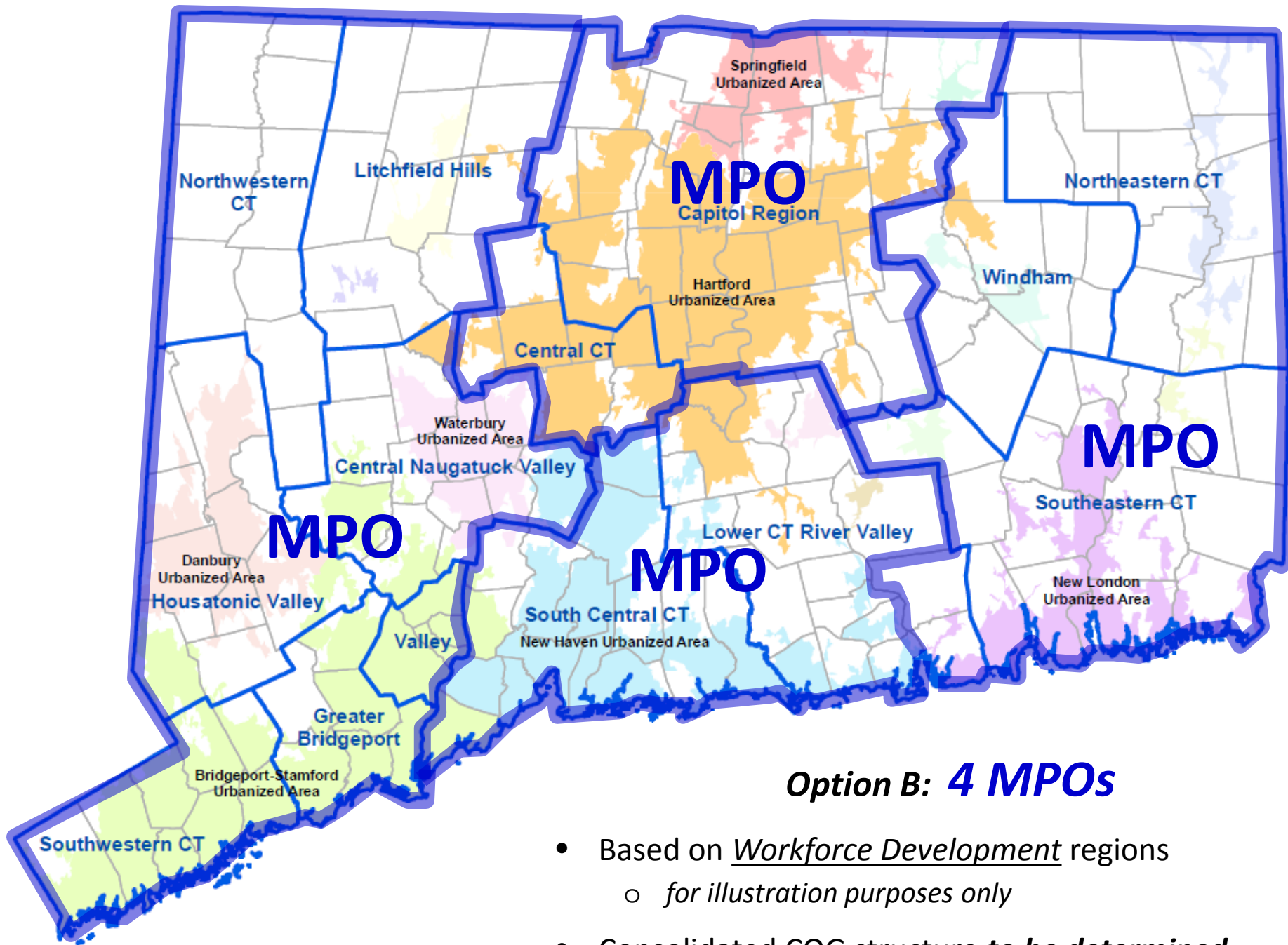
# Option A: 5 MPOs

## Potential Funds for Consolidated MPOs (*federal + 20% match*)

	<i>Pop- ulation</i>	<i>Planning funds</i>	<i>Project funds</i>				<b>Total</b>
			STP Urban	Transp. Altern.	CMAQ	Rural Collect.*	
<b>Northwest</b>	600,000	<b>1,063,000</b>	10,449,000	798,000	2,097,000	688,000	<b>14,032,000</b>
<b>Southwest</b>	790,000	<b>1,536,000</b>	16,481,000	1,051,000	2,761,000	0	<b>20,293,000</b>
<b>No. Central</b>	1,005,000	<b>1,836,000</b>	19,859,000	1,339,000	3,517,000	0	<b>24,715,000</b>
<b>So. Central</b>	736,000	<b>1,585,000</b>	14,588,000	980,000	2,573,000	0	<b>18,141,000</b>
<b>Eastern</b>	444,000	<b>776,000</b>	6,205,000	591,000	1,552,000	688,000	<b>9,036,000</b>
<b>total state</b>	<b>3,575,000</b>	<b>6,796,000</b>	<b>67,582,000</b>	<b>4,759,000</b>	<b>12,500,000</b>	<b>1,376,000</b>	<b>86,217,000</b>

\* Rural Collector program limited to rural COGs only

current <b>Planning</b> funds	}	\$100 - \$500,000	(8)	current <b>STP Urban</b> funds:	}	< \$5 million	(10)
		\$500 - \$800,000	(4)			\$5 - 8 million	(4)
		Over \$800,000	(2)			Over \$8 million	(2)



**Option B: 4 MPOs**

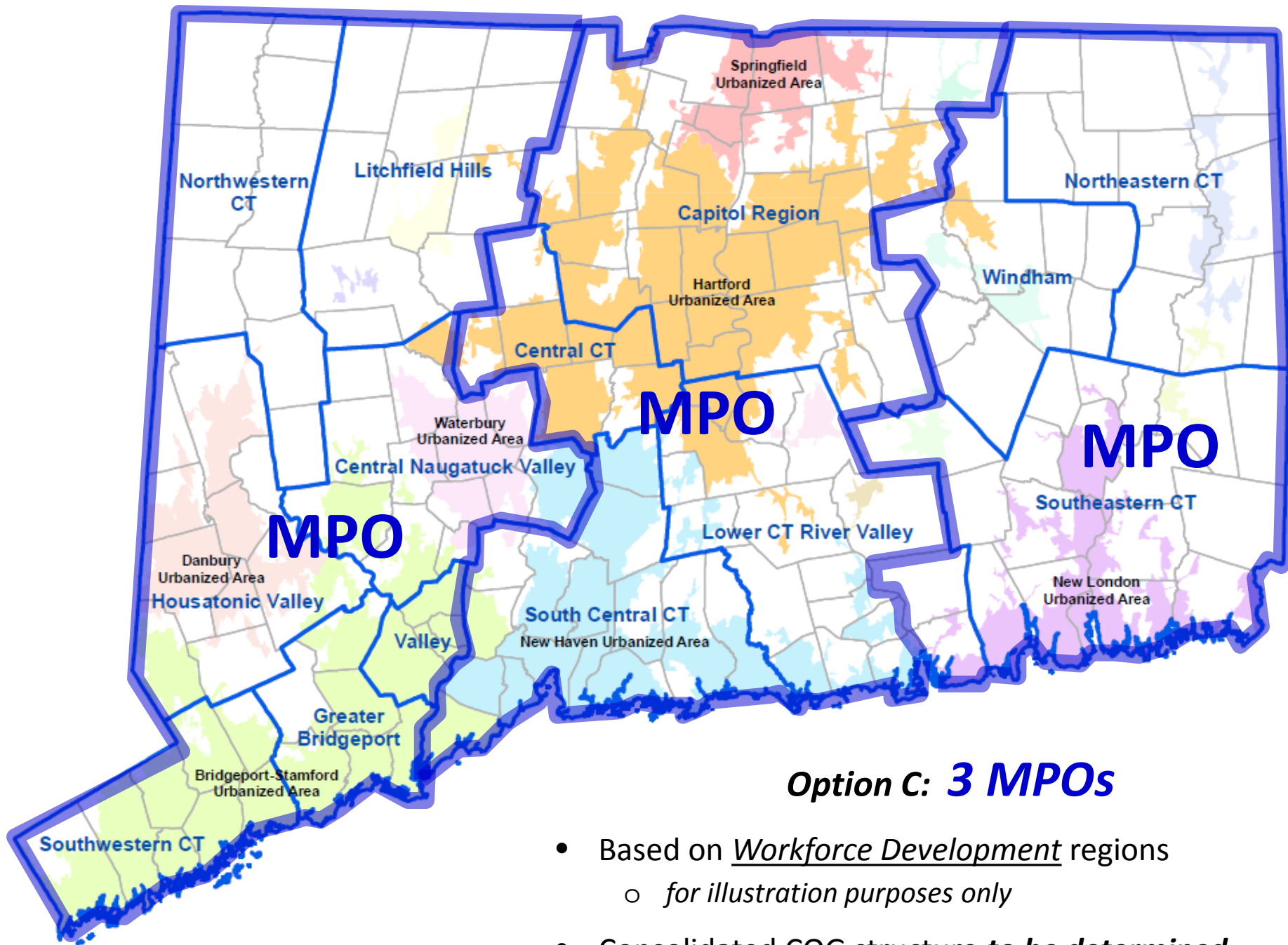
- Based on Workforce Development regions
  - for illustration purposes only
- Consolidated COG structure **to be determined**

# Option B: 4 MPOs

## Potential Funds for Consolidated MPOs *(federal + 20% match)*

	<i>Pop- ulation</i>	<i>Planning funds</i>	<i>Project funds</i>				<b>Total</b>
			STP Urban	Transp. Altern.	CMAQ	Rural Collect.*	
<b>Western</b>	1,389,000	<b>2,599,000</b>	26,929,000	1,850,000	4,858,000	688,000	<b>34,325,000</b>
<b>No. Central</b>	1,005,000	<b>1,836,000</b>	19,859,000	1,339,000	3,517,000	0	<b>24,715,000</b>
<b>So. Central</b>	736,000	<b>1,585,000</b>	14,588,000	980,000	2,573,000	0	<b>18,141,000</b>
<b>Eastern</b>	444,000	<b>776,000</b>	6,205,000	591,000	1,552,000	688,000	<b>9,036,000</b>
<b><i>total state</i></b>	<b>3,574,000</b>	<b>6,796,000</b>	<b>67,581,000</b>	<b>4,760,000</b>	<b>12,500,000</b>	<b>1,376,000</b>	<b>86,217,000</b>

\* Rural Collector program limited to rural COGs only



**Option C: 3 MPOs**

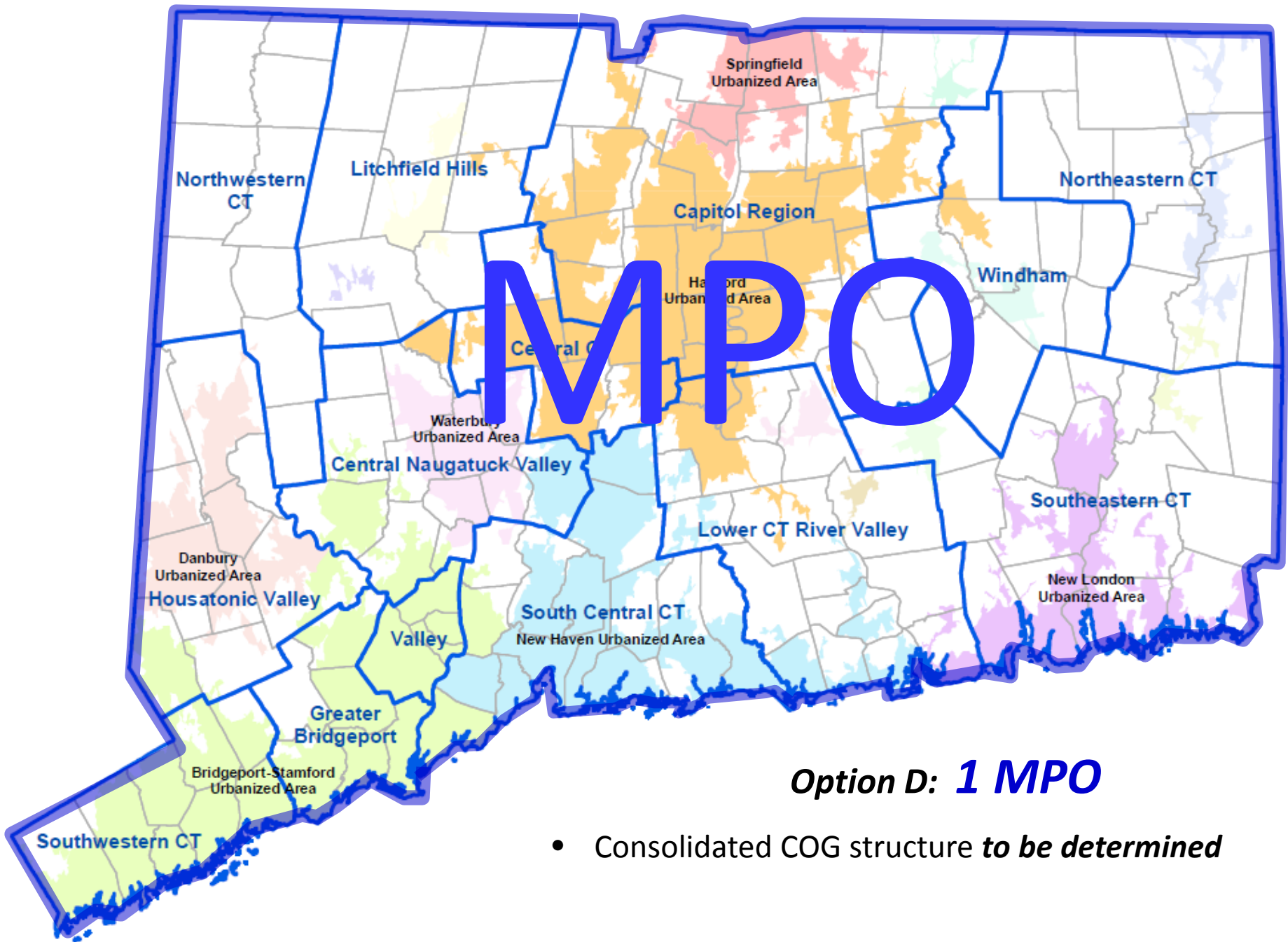
- Based on Workforce Development regions
  - for illustration purposes only
- Consolidated COG structure **to be determined**

## Option C: 3 MPOs

### Potential Funds for Consolidated MPOs (*federal + 20% match*)

	<i>Pop- ulation</i>	<i>Planning funds</i>	<i>Project funds</i>				<b>Total</b>
			STP Urban	Transp. Altern.	CMAQ	Rural Collect.*	
<b>Western</b>	1,389,000	<b>2,599,000</b>	26,929,000	1,850,000	4,858,000	688,000	<b>34,325,000</b>
<b>Central</b>	1,741,000	<b>3,421,000</b>	34,447,000	2,318,000	6,089,000	0	<b>42,854,000</b>
<b>Eastern</b>	444,000	<b>776,000</b>	6,205,000	591,000	1,552,000	688,000	<b>9,036,000</b>
<i>total state</i>	<b>3,574,000</b>	<b>6,796,000</b>	<b>67,581,000</b>	<b>4,759,000</b>	<b>12,499,000</b>	<b>1,376,000</b>	<b>86,215,000</b>

\* Rural Collector program limited to rural COGs only



**Option D: 1 MPO**

- Consolidated COG structure *to be determined*

# Option D: 1 MPO

## Potential Funds for Consolidated MPOs (*federal + 20% match*)

	<i>Pop- ulation</i>	<i>Planning funds</i>	<i>Project funds</i>				<b>Total</b>
			STP Urban	Transp. Altern.	CMAQ	Rural Collect.*	
Single MPO	3,574,000	6,796,000	67,581,000	4,759,000	12,500,000	1,375,000	86,215,000

\* Rural Collector program limited to rural COGs only



	Population	Planning \$	Project \$
<b>5 MPOs</b>	<b>3,574,000</b>	<b>6,796,000</b>	<b>86,215,000</b>
Northwest CT	600,000	1,063,000	14,031,000
Southwest CT	790,000	1,536,000	20,293,000
North Central CT	1,005,000	1,836,000	24,714,000
South Central CT	736,000	1,585,000	18,140,000
Eastern CT	444,000	776,000	9,036,000

<b>4 MPOs</b>	<b>3,574,000</b>	<b>6,796,000</b>	<b>86,215,000</b>
Western CT	1,389,000	2,599,000	34,325,000
North Central CT	1,005,000	1,836,000	24,714,000
South Central CT	736,000	1,585,000	18,140,000
Eastern CT	444,000	776,000	9,036,000

<b>3 MPOS</b>	<b>3,574,000</b>	<b>6,796,000</b>	<b>86,215,000</b>
Western CT	1,389,000	2,599,000	34,325,000
Central CT	1,741,000	3,421,000	42,855,000
Eastern CT	444,000	776,000	9,036,000

<b>1 MPO</b>	<b>3,574,000</b>	<b>6,796,000</b>	<b>86,215,000</b>
Statewide MPO	3,574,000	6,796,000	86,215,000

## Summary of Consolidation Options

- Access to more funding
- Reduced administrative cost
- More authority to MPOs
- Stronger, more efficient, more effective MPOs
- Still governed by local elected officials